

Standard Features of ED3 Model Evidence Lockers

- Unattended evidence drop-off (no keys required).
- 82" height is the largest in the industry for extra capacity.
- Modular construction, units shipped fully assembled.
- Self-closing doors, rubber doorstops and flush mount nickel-plated pull handle.
- 14 and 18 gauge cold rolled steel construction.
- Pre-drilled mounting holes in base and sides of locker.
- Instruction and number tags installed at the factory.
- Adjustable floor levellers.
- Finished with high quality powder coat paint.
- Attached sturdy base with toe space.
- Installation hardware is included.
- All doors include inside steel liner.
- Fully welded double door construction.
- Multi point locking systems on all doors.
- Stainless steel, full door length hinges.
- Concealed fasteners throughout.
- Lifetime warranty on the frame, 5 year limited warranty on moving parts.

Configuration
Number 09 shown

Pass-thru Models also include:

- Rear door (33"x75") with keyed handle.
- Wall trim finishing package.

Non Pass-thru Models also include:

- Standard DSM push button locks on front doors, keyed different with master key for evidence retrieval.
- Rear closure panel designed to allow easy conversion to Pass-thru configuration.

Options:

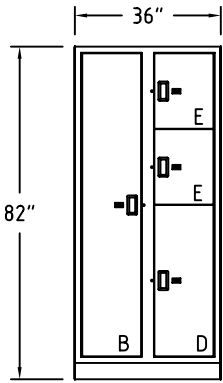
- Mesh rear doors available
- Mail or video slots
- Custom colors
- RSD4 Refrigerated insert can be installed into any locker with a **lower "D" size opening.**



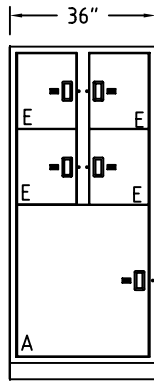


LAW ENFORCEMENT PRODUCTS

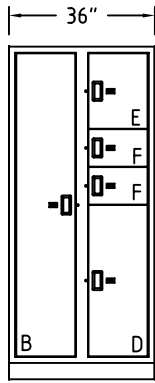
Evidence Locker Series ED3 - Standard Configurations



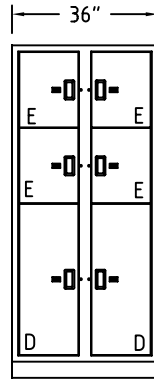
ED3-N-01
ED3-P-01



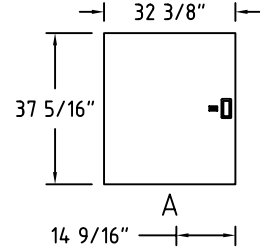
ED3-N-02
ED3-P-02



ED3-N-03
ED3-P-03

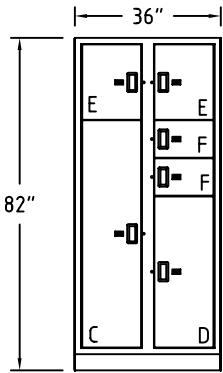


ED3-N-04
ED3-P-04

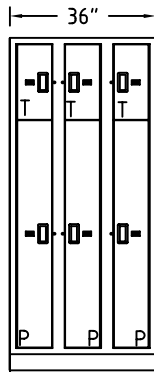


A

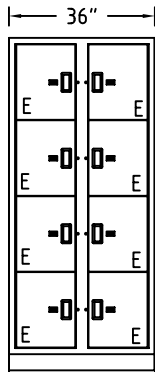
14 9/16"



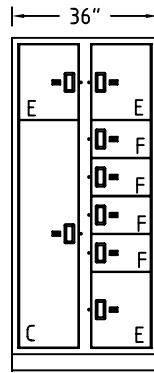
ED3-N-05
ED3-P-05



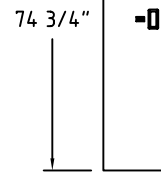
ED3-N-06
ED3-P-06



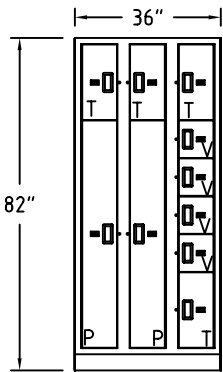
ED3-N-07
ED3-P-07



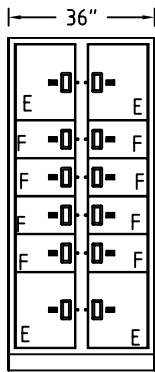
ED3-N-08
ED3-P-08



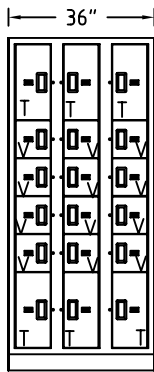
B



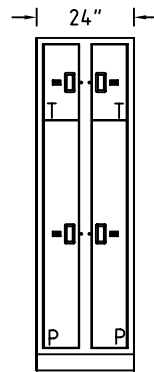
ED3-N-09
ED3-P-09



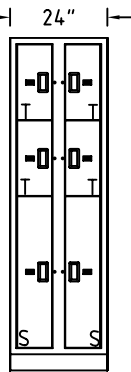
ED3-N-10
ED3-P-10



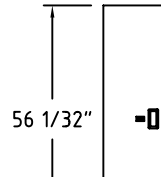
ED3-N-11
ED3-P-11



ED3-N-12
ED3-P-12



ED3-N-13
ED3-P-13

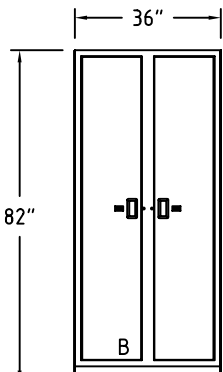


C

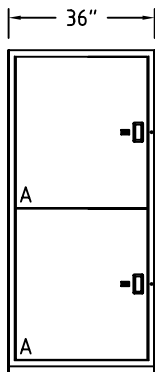
8 9/16"



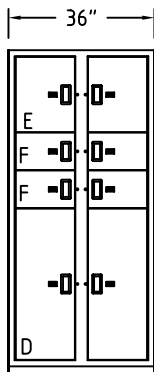
P



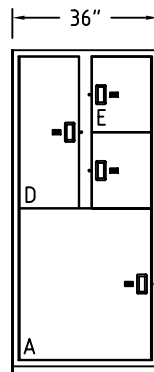
ED3-N-14
ED3-P-14



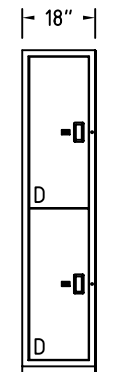
ED3-N-15
ED3-P-15



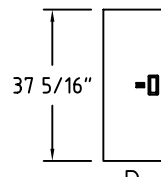
ED3-N-16
ED3-P-16



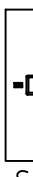
ED3-N-17
ED3-P-17



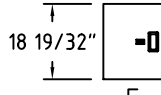
ED3-N-18
ED3-P-18



D



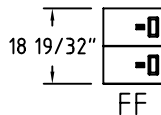
S



E



T



FF



VV

- All configurations available in N (Non pass-thru) and P (Pass-thru) styles.
- Two, three, and four door refrigeration inserts can be added to 01, 03, 04, 05 and 18 configurations.
- Mail slots can be added to E size doors.
- Custom configurations available upon request.